



# 1H, 2022 Investor Conference

尼得科超眾科技股份有限公司  
Nidec Chaun-Choung Technology Corp.

Date: Aug. 31<sup>st</sup>, 2022

Nidec Chaun-Choung Technology Corporation

## Disclaimer

This presentation of NCCI contains forward-looking statements subject to risks and uncertainties. Actual results may differ materially from the contained in the forward-looking statements.

The forward-looking statements in this presentation are the current belief of NCCI as of the date for this release, and NCCI has no obligation to update the forward-looking statements for new information, future events, or otherwise.

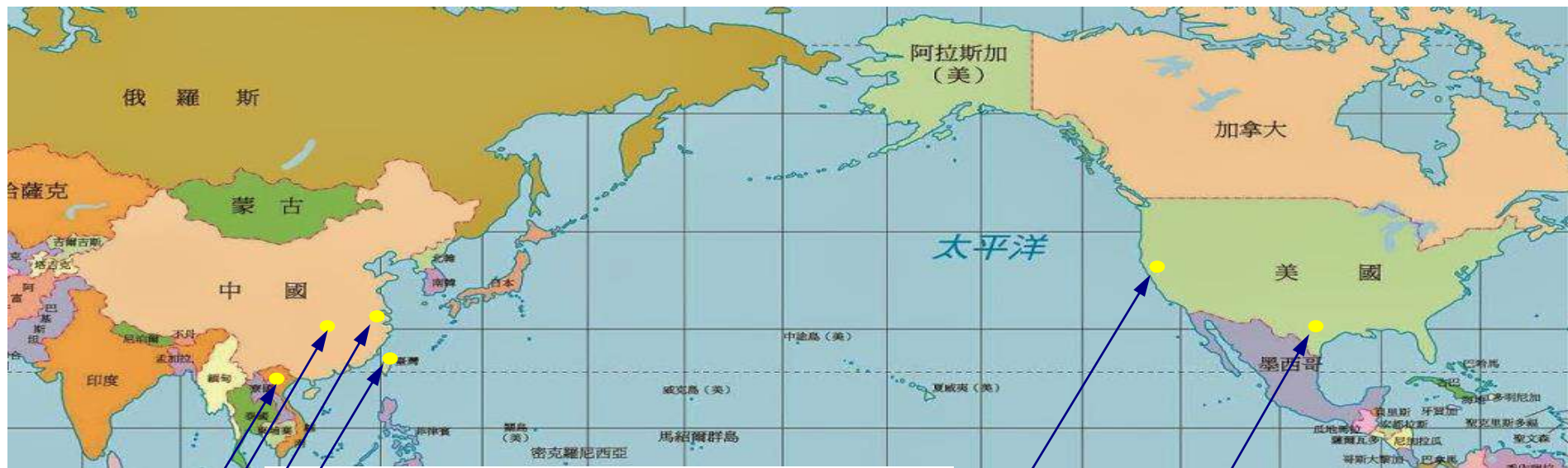
# Agenda

- **Company Profile**
- **1H, 2022 Financial Results**
- **Focus: Market, Products & Technologies**
- **Q & A**

# Company Profile

- **New Company Name:** Nidec Chaun-Choung Technology Corp. (Since Jan. 2021)
- **Founded :** Dec.14. 1973
- **Nidec:** Hold 86.23% shares, as a major shareholder (Jul. 2022).
- **Address :** No. 184-3, Zhongxing N. St., Sanchong Dist., New Taipei City 241, Taiwan
- **Capital :** NT\$ 863,434 (K)
- **Main Business :** Heat Sink & Thermal Solutions
- **WW Factories & Offices**

# WW Factories & Offices



**Nidec Chaun-Chong Technology: (NCCI)**

New Taipei City, Taiwan

**Nidec Jue-Chong Electronics: (NJCI)**

Kunshan Jiangsu, China

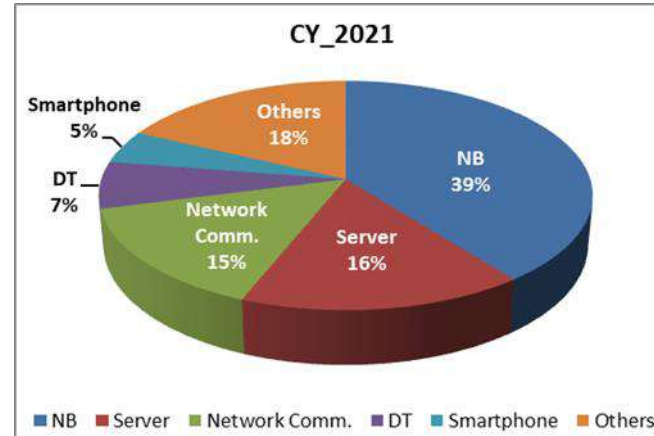
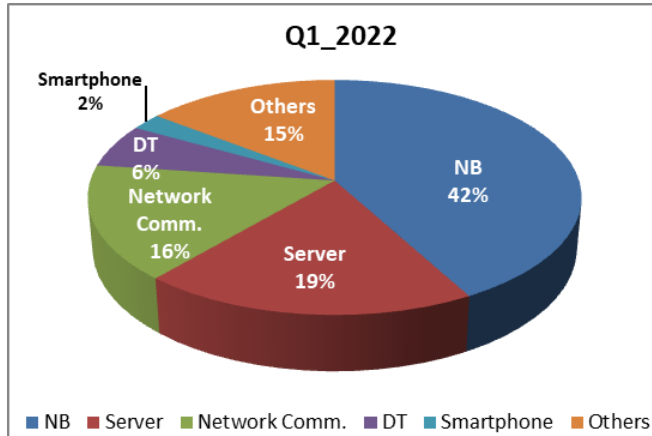
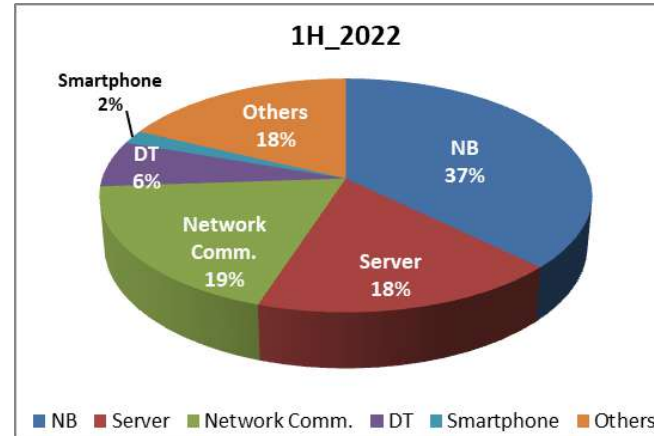
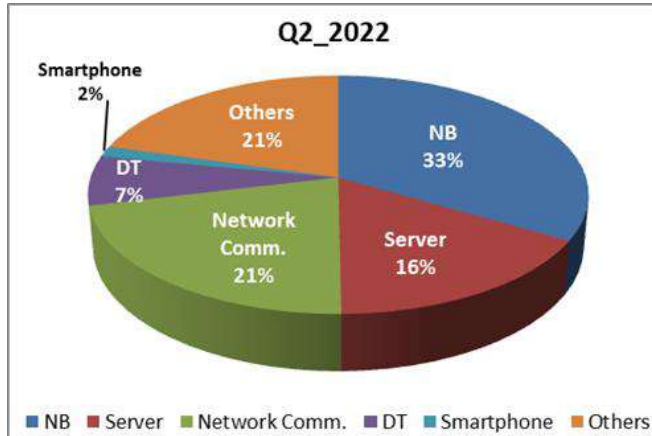
**Nidec Cyunsiang High Tech: (NCSI) – Chongqing, China**

**Nidec Chaun-Chong Vietnam Corp.: (NCCV) – Hanoi, Vietnam**

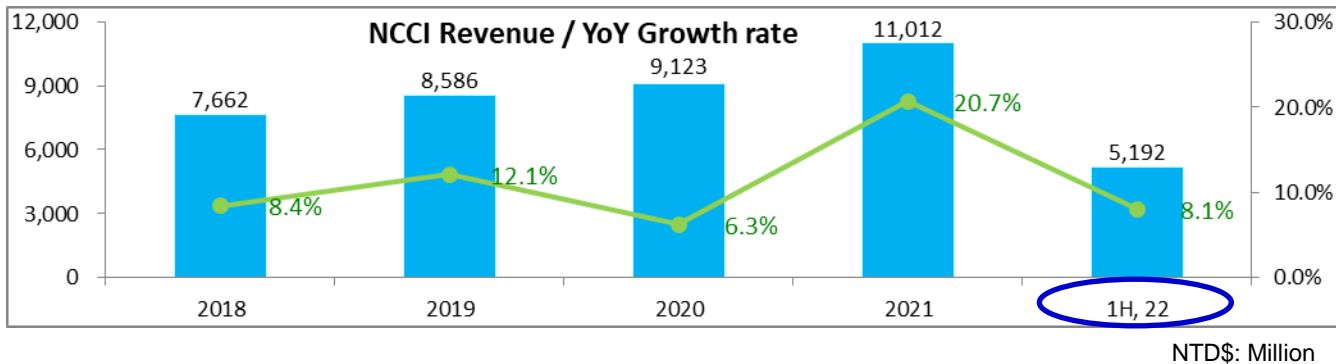
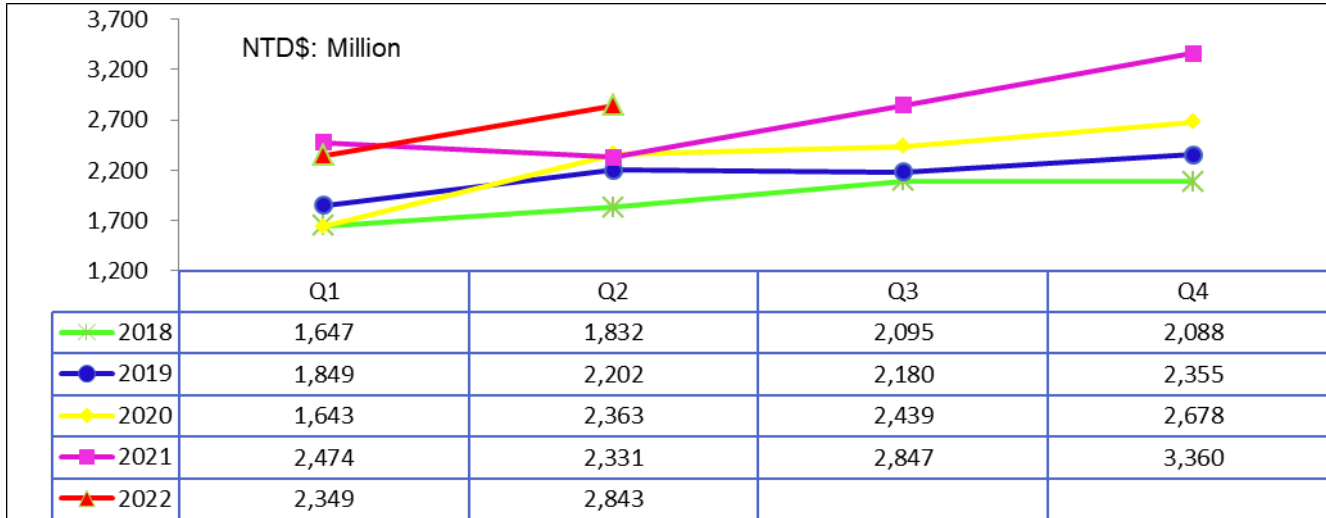
**NCCI AMERICA INC- Austin, USA**

**NCCI AMERICA INC- CA, USA**

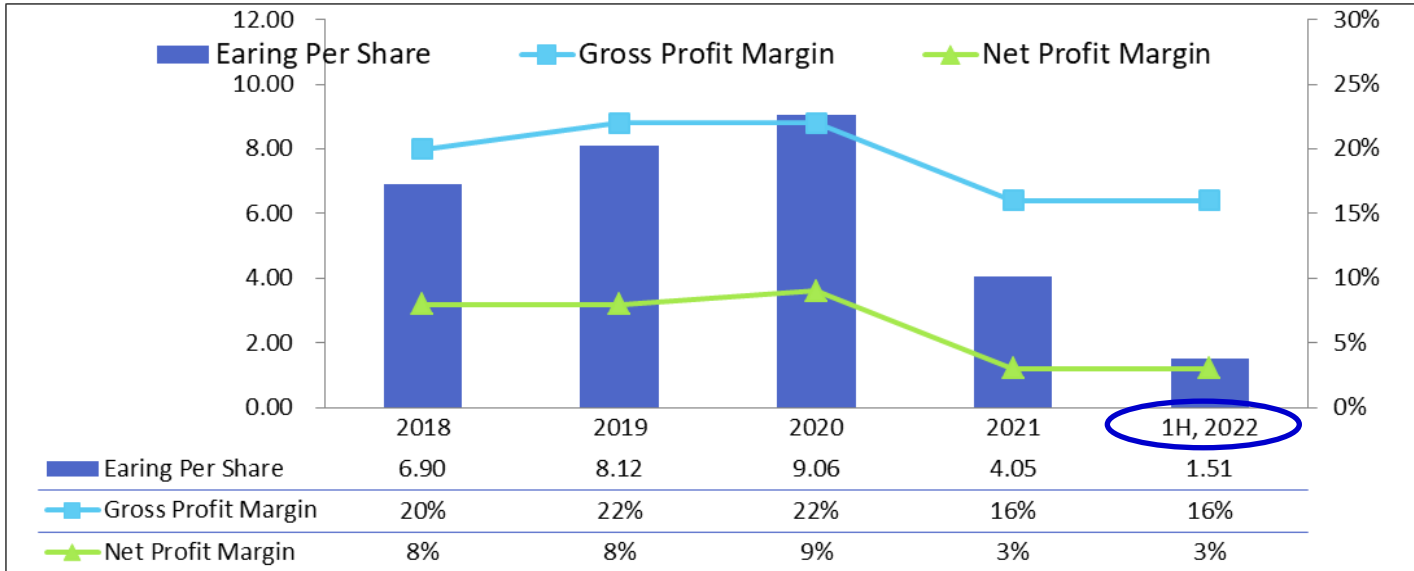
# Product Mix



# Revenue

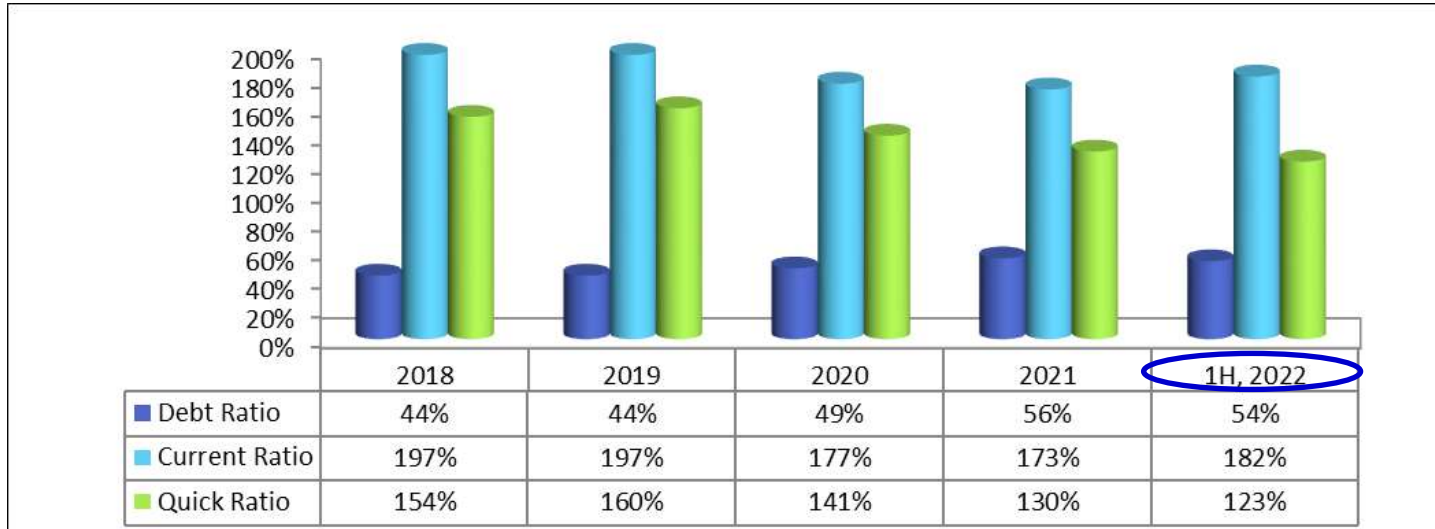


# Financial Index I.



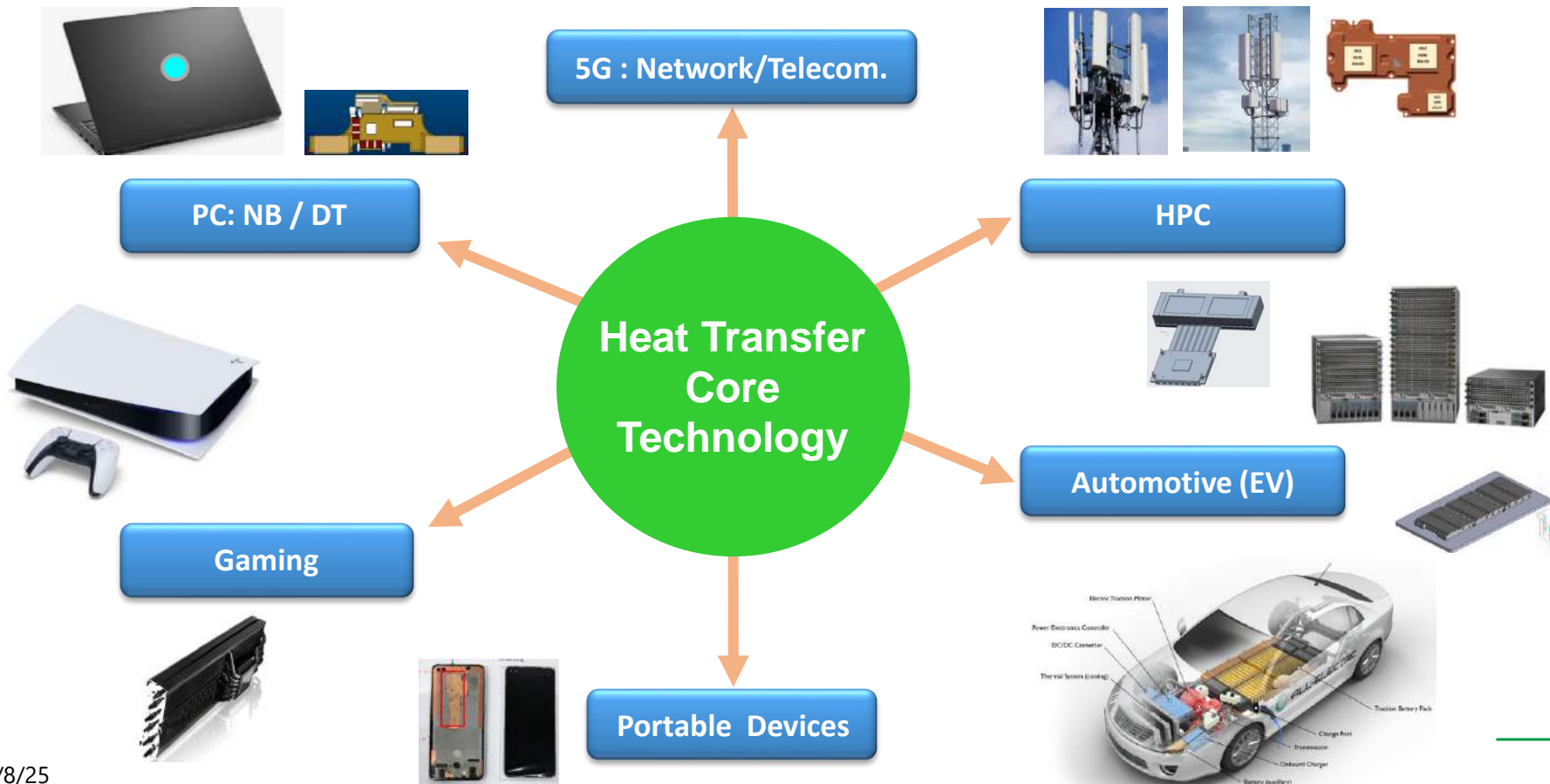
Years Items	2018	2019	2020	2021	1H, 2022
<b>Earing Per Share</b>	6.90	8.12	9.06	4.05	1.51
<b>Gross Profit Margin</b>	20%	22%	22%	16%	16%
<b>Net Profit Margin</b>	8%	8%	9%	3%	3%

# Financial Index II




<b>Years Items</b>	<b>2018</b>	<b>2019</b>	<b>2020</b>	<b>2021</b>	<b>1H, 2022</b>
<b>Debt Ratio</b>	44%	44%	49%	56%	54%
<b>Current Ratio</b>	197%	197%	177%	173%	182%
<b>Quick Ratio</b>	154%	160%	141%	130%	123%

# Focus Market




# Focus Thermal Solution – I.

- **VR Glasses Thermal Solution - Metaverse**  
- 5W, Ultra Thin & Light VC (0.25~0.30mm) Heat Spreader



- **Power Sensor Thermal Solution – AIO / Laser Imaging Detection Ranging**  
- 500W, 3D-VC / HP Thermal Module



# Focus Thermal Solution – II.

- **Telecom. Thermal Solution - High Performance Computing**  
- 1KW, VC / HP Thermal Module



- **IGBT (Insulated Gate Bipolar Transistor) Thermal Solution - Electric Vehicle**  
- 45KW, Cold Plate




# Competitive Advantages - I

- **Metallurgy & Hybrid Wick Technology –**

Nidec & NCCI team with strong basic research and

Proprietary multi-wick design to support Ultra-thin / Hi-power Thermal Solutions.



- **Automation Equipment Building in House –**

Nidec & NCCI team up to develop manufacturing machine from sample to mass production, and know-how in house.



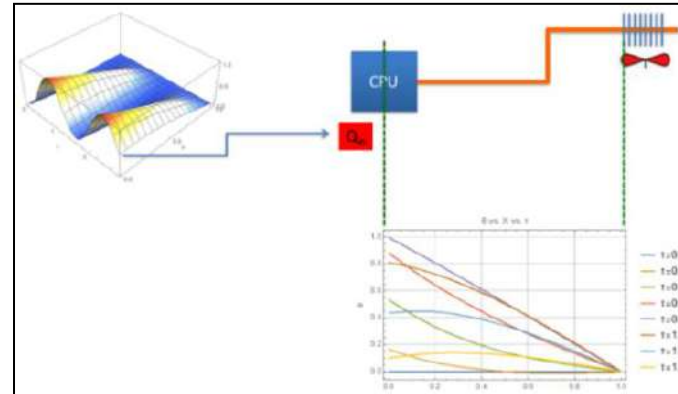
- **Active & Passive Horizontal Division of Collaborating –**

Nidec is good at Fan/Pump active solution and NCCI is good at HP/VC passive solution, collaboration to provide customer total solution with best options.



# Competitive Advantages - II

- **Active Thermal Module Fan Cooling Control Technology** –  
Nidec & NCCI Apply high thermal capability design on to  
Fan speed control with cooling algorithm to meet advance chip  
turbo boosting thermal jump demanding.



# Q & A

***Nidec***

**All for dreams**